

Evolution Series

880M

Reference Power Amplifier

Mono Balanced Design



The **MOON 880A** Power Amplifier is a fully balanced differential mono design with both exceptional transparency and remarkable soundstage, despite its mammoth output power rating. Ultimately, the **880M** will mate seamlessly with any loudspeaker, allowing it to reach its full sonic potential, regardless of its load.

Several in-house developed advancements allow the **MOON 880M** to perform with both exceptional accuracy and a grain-free character; These include (i) **MOON output transistors**, specifically designed for use in our amplifiers, providing tighter and more visceral bass performance, as well as unprecedented linearity throughout the entire frequency spectrum; (ii) our advanced “zero global feedback” circuit, commonly referred to as **Lynx**; and (iii) an over-sized power supply featuring 2 massive custom proprietary toroidal transformers for an improved power transfer and lower regulation factor, resulting in increased current speed and superior dynamics.

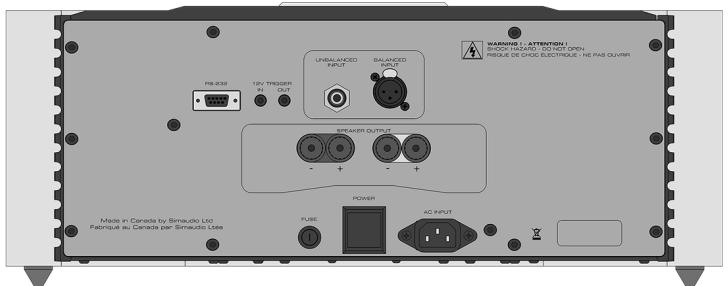
Pairing the **MOON 880M** with the 850P Preamplifier creates an unrivalled, ultra-high performance and genuine “reference-grade” package. Of course, the key features you would expect from a MOON Evolution series power amplifier are present such as an RS-232 port and I2 Volt triggers for custom-install environments.

Significant Design Features:


- ▲ Our “**Lynx**” Technology which eliminates feedback and results in: Real-time amplification; More accurate musical reproduction with respect to tonality; Non-existent transient intermodulation distortion; The elimination of phase errors resulting from feedback.
- ▲ Output stable to any known speaker impedance.
- ▲ “Class A” power output to 10 watts for greater efficiency.
- ▲ A very high damping factor for superior musical dynamics, improved signal speed and refined timbre accuracy.
- ▲ Self-diagnostic system that detects both over-heating and the presence of DC in the input signal.

Specifications:

Output Power at 8Ω / 4Ω	800 Watts / 1600 Watts
Input Sensitivity	2250mV RMS
Input Impedance	47500Ω
Maximum current output	100 amperes
Signal-to-noise Ratio	> 106dB @ full power
Frequency response (full range)	10Hz - 200kHz (+0/-3dB)
THD (20Hz - 20kHz @ 800 watts)	< 0.04%
Intermodulation distortion	Unmeasurable
Shipping weight	150 lbs / 67 Kgs
Dimensions (width x height x depth)	18.75 x 7.5 x 17.5 in. 476 x 19.1 x 44.5 cm.




Available Finishes



Black



Silver



2-Tone



M O O N

MUSICAL ECSTASY

simaudio.com